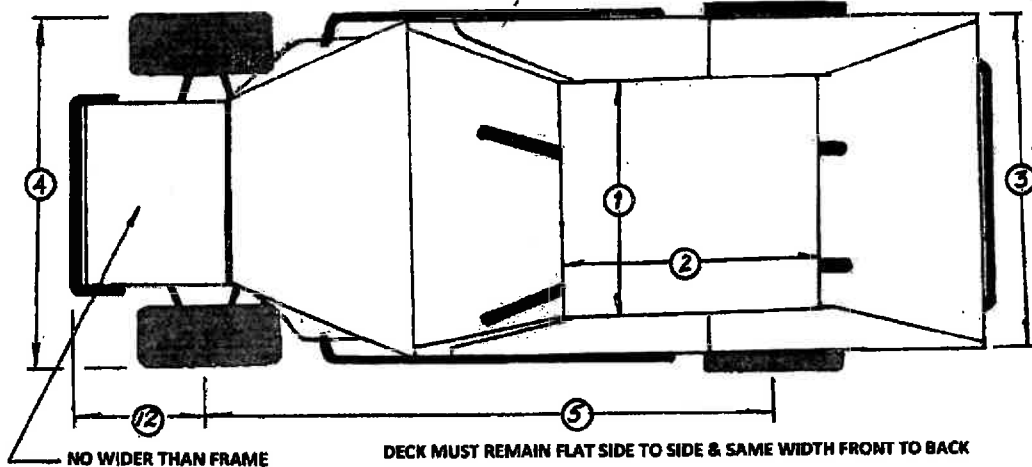
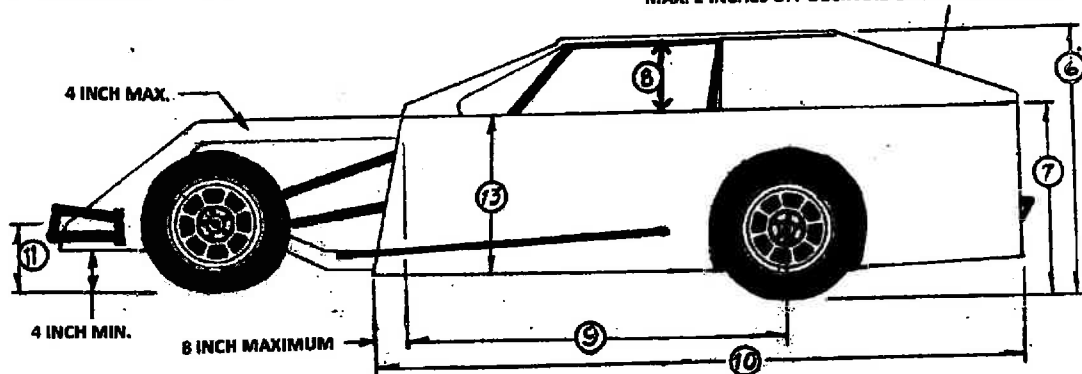


3 INCH MAX. ROOF SLOPE (3" MAX. FRONT TO REAR)

MAX. 2 INCHES OFF DECK AND BACK EDGE OF ROOF



## EDGE Hot Mod body rules

Eastern Dirt Grassroots Entertainment Company - [www.edgeconnect.co](http://www.edgeconnect.co)

1. 44" min. / 50" max.
2. 44" min. / 56" max.
3. 53" min. / 66" max.
4. 78" max. overall track width front & rear
5. 108" min. / 112" max.
6. 52" max.
7. 42" max.
8. 12" min. / 18" max. window opening measured vertically anywhere along opening, front to rear. Rear of roof opening may not exceed windshield area opening by more than three (3") inches. Interior rake cannot exceed four (4") inches. No concave (dished) or odd shaped roofs allowed.
9. Body cannot extend beyond foot box.
10. 106" min. / 120" max. (@ longest point - both sides)
11. 18" (+ or - 2") to center of front and rear bumpers. Bumpers must be flat, cannot have pointed configuration.
12. 42" max.
13. 22" min.

Rub rails must be round tubing construction and be turned into body or capped (no sharp edges allowed!)  
Minimum of 3 windshield debris bars. A substantial wire screen required (min.) in front of driver. Cockpit debris deflector cannot extend beyond steering wheel.  
Passenger side firewall area must remain completely open, front to rear.

Front edge of sail panels cannot extend further forward than rear roll bar upright. Sail panels can be bowed or curved no more than 6", measured with a straight edge point to point at ends. Top edge of sail panel must begin downward slope or curve within 2" of back edge of roof, and can extend no more than 2" above where panel meets decking. Sail panels cannot be wider than deck and must be of same design on both sides of car.

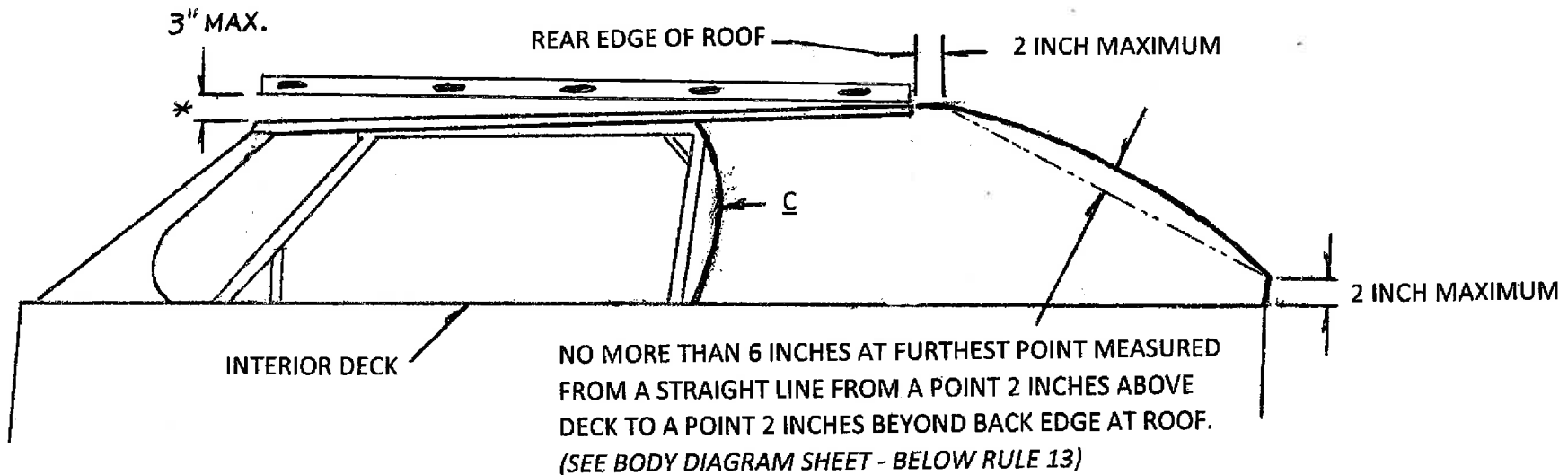
Composite roofs, hoods or air filter debris deflectors which were specifically designed for modified competition are the only non-metal body panels allowed.

No spoilers of any kind allowed!

No plastic nose pieces or filler panels allowed!

# EDGE Hot Mod body rules

Eastern Dirt Grassroots Entertainment Company - [www.edgeconnect.co](http://www.edgeconnect.co)



- ✱ 3 INCH MAX. ROOF SLOPE (3" MAX. FRONT TO REAR - MEASURED USING A LEVEL, NOT MEASURING FROM DECKING TO ROOF)

AT 'C' - FRONT EDGE OF B-PILLAR (SAIL PANEL) CANNOT EXTEND BEYOND FURTHER FORWARD THAN ROLL BAR UPRIGHT. (THIS IS A SAFETY RULE, INSTITUTED TO AID EMERGENCY PERSONELL IN THE EVENT THAT DRIVER WOULD BE UNCONSCIOUS OR NEED EMERGENCY AID TO EXIT CAR) (SEE BODY DIAGRAM - BELOW RULE 13)